

On-line Registration MCCSC

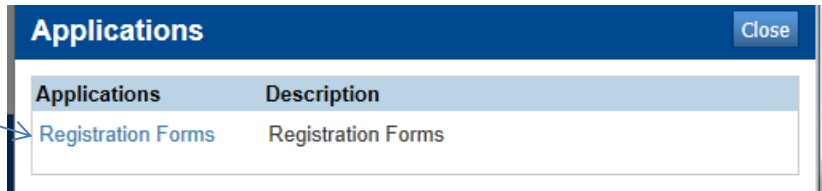
1. Log into <https://powerschool.mccsc.k12.in.us>

2. Click on the Arrow -

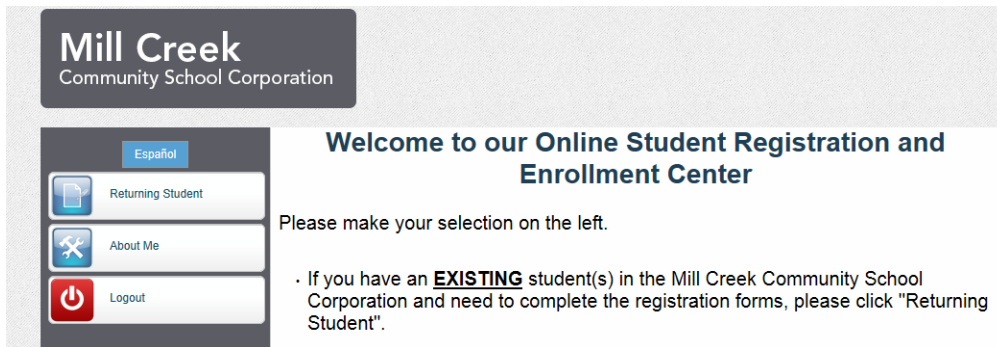


3. Applications window opens

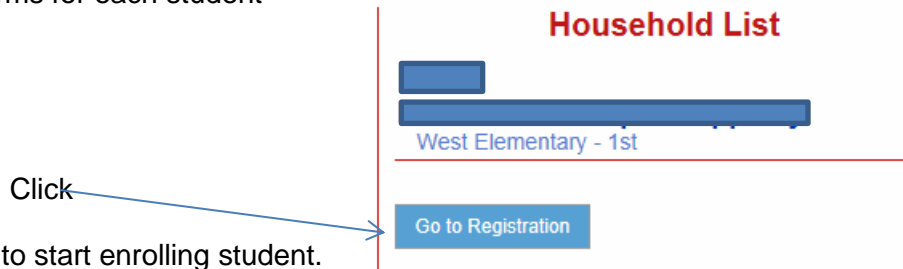
4. Click on Registration Forms




5. Click Returning Student



6. ALL of your students will appear within the Household List and you will have to fill out Registration Forms for each student



7. Click Continue to start enrolling student.



8. Click on the first formand it will walk you through the process.

Elementary Student Packet: [Redacted]

Form	Status
Student Information	New
Medical Information	New
Ethnicity and Race Questionnaire	New
Emergency Contacts	New
CHIRP FORM	New
Electronic Use Form	New
Publish Honor Roll	New
World Wide Publishing Permission	New
Handbook Receipt	New